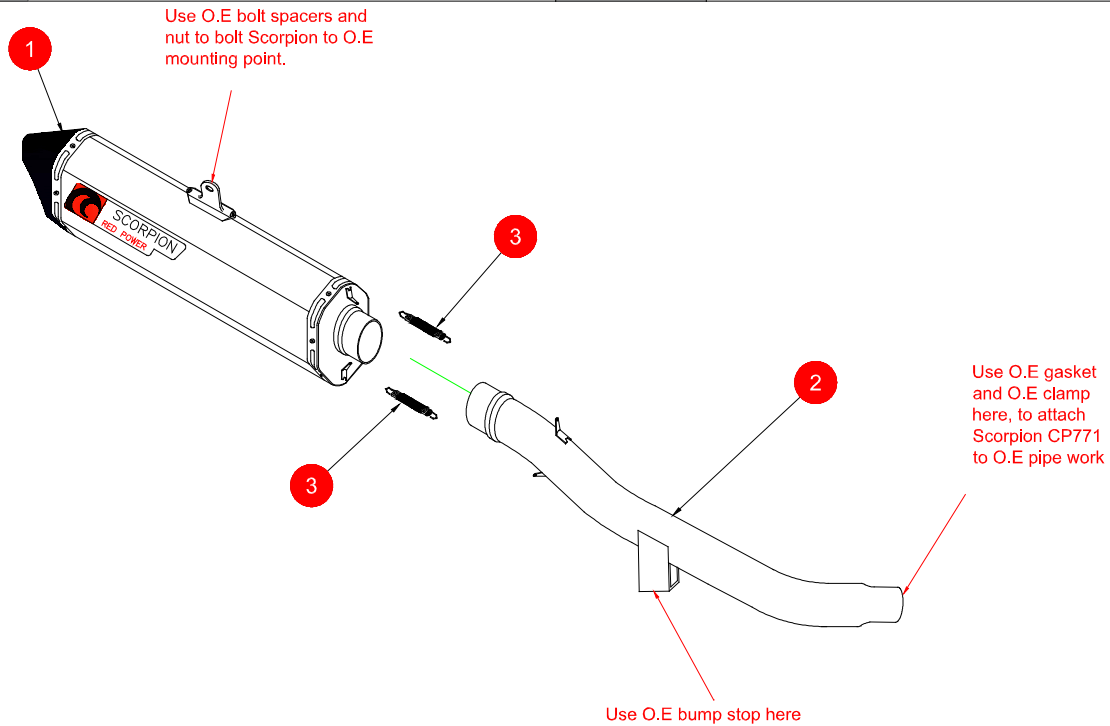




BIKE	TRIUMPH TIGER EXPLORER 1200	PART NO.	RTR-73
YEAR	2012-on	FIT KITS	Z039.10463
NOTES	Use O.E bump stop and O.E clamp	FEATURES	DB KILLER Z028.20168 (Y)



- 1 400mm Serket Silencer RSC243
- 2 Connecting Pipe CP771
- 3 2 x Rubber Coated Springs (Z028.10030)

E-MARK	TR-63  2361 
ISSUE NO.	3
DATE	19/02/14
AUTHORISED	T.Rowley
CHECKED	

NOTE: ENSURE SCORPION SYSTEM IS CLEAR OF MOVING PARTS AND ALL ORIGINAL FUNCTIONS WORK CORRECTLY.



A) Remove original exhaust from bike, taking care to keep all original components in a safe place.

B) Refit Scorpion exhaust as per line diagram above.

C) When fitted take bike for a short ride to ensure all functions are correct.

D) When bike & exhaust are cool enough check all nuts and bolts are still secure.

Cleaning instructions overleaf:

Box: PLOCK 2

BIKE	TRIUMPH TIGER EXPLORER 1200	PART NO.	RTR-73
YEAR	2012-on	FIT KITS	Z039.10463
NOTES		FEATURES	DB KILLER Z028.20168 (Y)

Thank you for purchasing your Scorpion Silencer.

Care of your exhaust: Please refrain from cleaning silencer with heavy solvents or abrasives!

Vielen Dank Für den kauf eines Scorpion Schalldampfers! Pflegehinweis: Bitte verwenden Sie niemals Scheuermittel oder aggressive Reiniger zur Pflege Ihres Auspuffes!

Merci d'avoir choisi un echappement Scorpion.

Entretien de votre silencieux: Ne pas utiliser de solvants ou de produits abrasifs!

"Muchas gracias por adquirir un Silencioso Scorpion. Le recomendamos no limpiar el silencioso con productos abrasivos o aquellos que contengan disolventes."