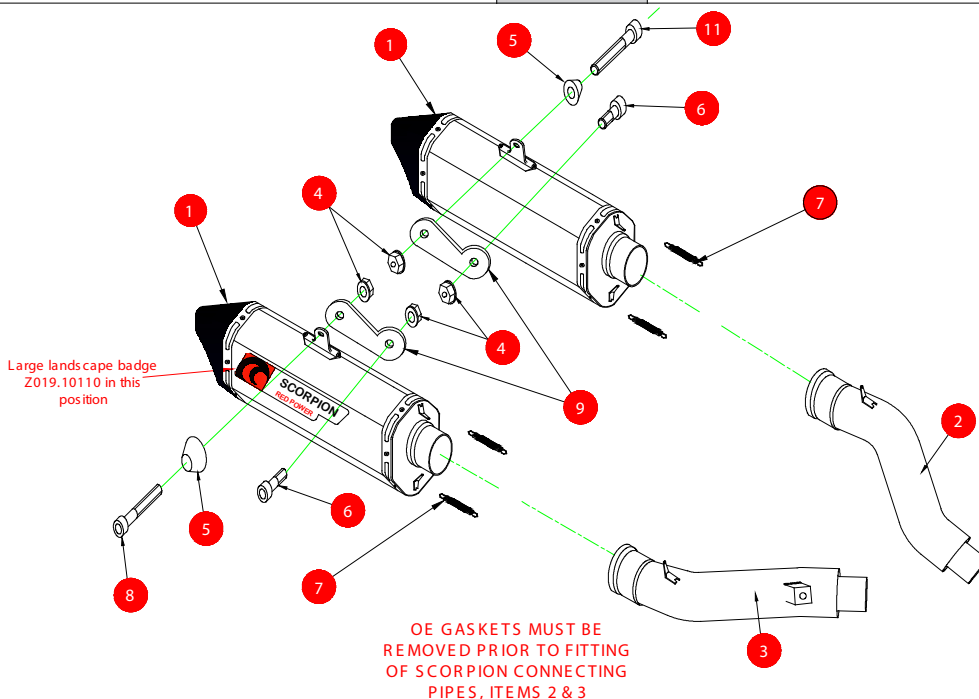


Box: PLOCK 2

BIKE	KAWASKI Z1000/SX Touring	PART NO.	RKA-87
YEAR	2010 - 13	FIT KITS	Z039.20406
NOTES	Large landscape badge Z016.10110 to be used. OE gaskets MUST be when fitting of Scorpion connecting pipes items 2 & 3.	FEATURES	DB KILLER Z038.10043 x 2



1 RSC-184, 2 x 300mm Serket Silencers	8 2 x M8x60mm Cap Head Bolts (Z017.10080)
2 L/H Connecting Pipe CP623	9 2 x Mounting Brackets (Z015.20931)
3 R/H Connecting Pipe CP624	
4 2 x M8 Nyloc Nuts (Z017.10062)	
5 2 x Alloy Bolt Finishers (Z026.20068)	
6 2 x M8x25mm Cap Head Bolts (Z017.10073)	
7 4 x Rubber Coated Springs (Z028.10030)	

E-MARK	KA-86 € 2374
ISSUE NO.	8
DATE	10/09/15
AUTHORISED	T.ROWELY
CHECKED	

NOTE: ENSURE SCORPION SYSTEM IS CLEAR OF MOVING PARTS AND ALL ORIGINAL FUNCTIONS WORK CORRECTLY.



A) Remove original exhaust from bike, taking care to keep all original components in a safe place.

B) Refit Scorpion exhaust as per line diagram above.

C) When fitted take bike for a short ride to ensure all functions are correct.


D) When bike & exhaust are cool enough check all nuts and bolts are still secure.



Box: PLOCK 2

BIKE	KAWASAKI Z1000/SX Touring	PART NO.	RKA-87
YEAR	2010 - 13	FIT KITS	Z039.20406
NOTES	Large landscape badge Z016.10110 to be used. OE gaskets MUST be when fitting of Scorpion connecting pipes items 2 & 3.	FEATURES	DB KILLER Z038.10043 x 2

CONTINUED FROM OVERLEAF:




A) Unscrew heatshield bolt and remove right hand heatshield.

B) Remove passenger seat then unscrew riders seat and remove it.

C) Remove the safety pin and unhook the exhaust valve cables from the servo motor wheel.

NOTE:
HOLD THE SERVO WHEEL IN PLACE WHILST REMOVING THE TWO CABLES. NEVER DISCONNECT THE ELECTRICAL MULTIPLUG FROM THE SERVO MOTOR. FAILURE TO ADHERE TO THESE INSTRUCTIONS COULD RESULT IN DAMAGE TO THE SERVO MOTOR.



D) Careful thread through frame so the cables are removed with the right hand silencer, **SEE NOTE ABOVE.**

Cleaning instructions overleaf:

Box: PLOCK 2

BIKE	KAWASAKI Z1000/SX Touring	PART NO.	RKA-87
YEAR	2010 - 13	FIT KITS	Z039.20406
NOTES		FEATURES	DB KILLER Z038.10043 x 2

Thank you for purchasing your Scorpion Silencer.

Care of your exhaust: Please refrain from cleaning silencer with heavy solvents or abrasives!

Vielen Dank Für den kauf eines Scorpion Schalldampfers! Pflegehinweis: Bitte verwenden Sie niemals Scheuermittel oder aggressive Reiniger zur Pflege Ihres Auspuffes!

Merci d'avoir choisi un echappement Scorpion.

Entretien de votre silencieux: Ne pas utiliser de solvants ou de produits abrasifs!

"Muchas gracias por adquirir un Silencioso Scorpion. Le recomendamos no limpiar el silencioso con productos abrasivos o aquellos que contengan disolventes."