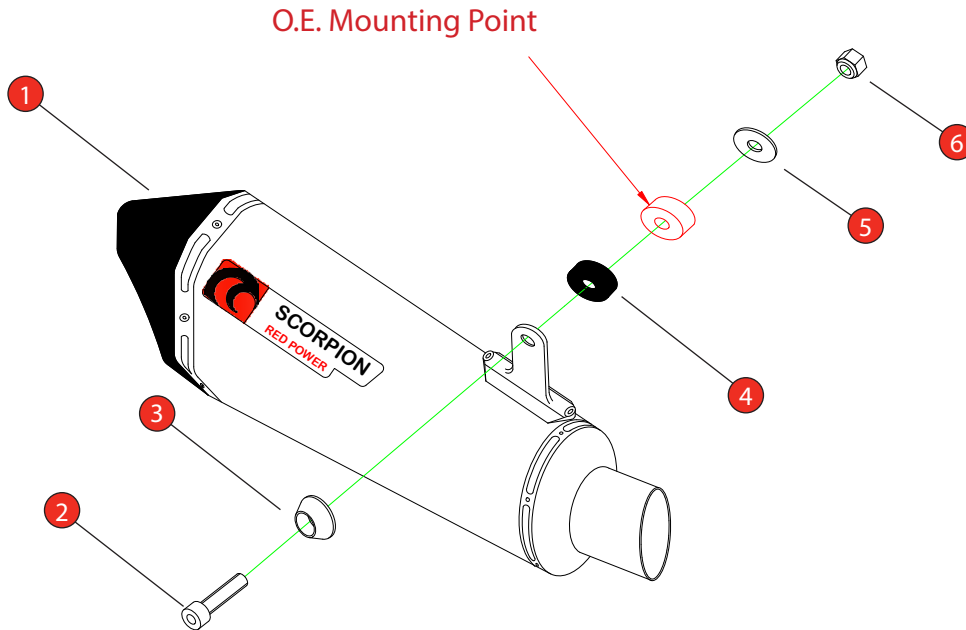


| | | | |
|--------------|--|------------------|------------|
| Bike | Yamaha MT-10 | Part No. | RYA-126 |
| Year | 2022-Current | Fit Kit | Z039.10589 |
| Notes | Where not supplied use original fittings | dB Killer | N/A |


Estimated Fitting Time: 30 Minutes



| NO. | PART NO. | DESCRIPTION | QTY |
|-----------------------------|------------|--------------------------------|-----|
| 1 | RSC517 | Serket Silencer | 1 |
| Fit Kit - Z039.10589 | | | |
| 2 | Z017.10077 | M8 x 45mm Caphead Bolt | 1 |
| 3 | Z026.20068 | Allot Bolt Finisher | 1 |
| 4 | Z026.20281 | M8 x 5mm Black Anodised Spacer | 1 |
| 5 | Z017.10825 | M8 x 25mm Washer | 1 |
| 6 | Z017.10062 | M8 Nyloc Nut | 1 |


| | |
|----------------|------------------------|
| CLASSIFICATION | Closed Circuit Product |
| HOMOLOGATED | NO |
| DATE | 07/08/2023 |
| ISSUE | 00 |
| AUTHORISED | S Shipley |

NOTE: ENSURE SCORPION SYSTEM IS CLEAR OF MOVING PARTS AND ALL ORIGINAL FUNCTIONS WORK CORRECTLY.



STAY CONNECTED TO RED POWER.

| | | | |
|-------|--|-----------|------------|
| Bike | Yamaha MT-10 | Part No. | RYA-126 |
| Year | 2022-Current | Fit Kits | Z039.10589 |
| Notes | Where not supplied use original fittings | dB Killer | N/A |



NOTE: Instructions show fitting of the Red Power Slip-on, however the Serket fits the same way.

A) Loosen and remove the rear silencer clamp.

B) Loosen and remove the rear silencer mounting bolt.

C) Carefully remove the rear silencer from the bike.

D) Remove the gasket and collar, they're not needed when installing the Scorpion Slip-on.

E) Slide the Scorpion silencer onto the original link pipe and align with the mounting point on the frame.

F) Insert the bolt into the bolt finisher.

G) Place the spacer between the original mount on the bike and the mounting bracket on the Scorpion silencer. Slide the bolt through the bracket, spacer and original mount.

H) Secure in place with the washer and nyloc nut. Check that the silencer is aligned correctly and fully tighten the bolt.

When fitted take bike for a short ride to ensure all functions are correct. When bike & exhaust are cool enough check all nuts and bolts are still secure.

| | | | |
|-------|--|-----------|------------|
| Bike | Yamaha MT-10 | Part No. | RYA-126 |
| Year | 2022-Current | Fit Kits | Z039.10589 |
| Notes | Where not supplied use original fittings | dB Killer | N/A |



Thank you for purchasing your Scorpion Silencer.

Care of your exhaust: Please refrain from cleaning silencer with heavy solvents or abrasives!

Vielen Dank Für den kauf eines Scorpion Schalldampfers! Pflegehinweis: Bitte verwenden Sie niemals Scheuermittel oder aggressive Reiniger zur Pflege Ihres Auspuffes!

Merci d'avoir choisi un echappement Scorpion.

Entretien de votre silencieux: Ne pas utiliser de solvants ou de produits abrasifs!

Muchas gracias por adquirir un Silencioso Scorpion. Le recomendamos no limpiar el silencioso con productos abrasivos o aquellos que contengan disolventes.



STAY CONNECTED TO RED POWER.